



NETHERLANDS THAI BUSINESS FORUM

THINK RESILIENCE THINK THAILAND

**Thailand's Post Covid-19
Investment & Economic Outlook**

by Matthijs van den Broek, Further East Consult

ASEAN COVID-19 Update (June 2021)

CONFIRMED COVID-19 CASES AND DEATHS IN ASEAN



		Total Cases	New Cases	Total Deaths	New Deaths	Total Recovered	Active Cases
Indonesia		1,877,050	+7,725	52,162	+170	1,723,253	101,635
Philippines		1,286,217	+5,462	22,190	+126	1,210,027	54,000
Malaysia		633,891	+6,239	3,611	+75	548,705	81,575
Thailand		185,228	+2,680	1,332	+35	136,252	47,644
Myanmar		144,579	+123	3,228	+1	132,615	8,736
Singapore		62,223	+4	34	+1	61,702	487
Cambodia		36,240	+729	289	+11	29,047	6,904
Vietnam		9,222	+119	55	+1	3,547	5,620
Lao PDR		1,971	+3	3	0	1,795	173
Brunei		246	+2	3	0	231	12
ASEAN		4,236,867	+23,086	82,907	+420	3,847,174	306,786

*Source: WHO et. al. as at 7:00PM GMT +8 dated 09 June 2021.

*New Cases and New Deaths refer to figures reported since our last update.

ASEAN's response to COVID-19 virus



ASEAN mechanisms to respond to COVID-19 outbreak



A. ASEAN Plus Three Senior Officials Meeting for Health Development (APT SOMHD), currently chaired by Cambodia;



B. ASEAN Emergency Operations Center Network for public health emergencies (ASEAN EOC Network), led by Malaysia;



C. ASEAN Plus Three Field Epidemiology Training Network (ASEAN+3 FETN), currently chaired by Malaysia and coordinated by Thailand;



D. ASEAN BioDiaspora Virtual Center for big data analytics and visualizations (ABVC), led by the Philippines;



E. ASEAN Risk Assessment and Risk Communication Center (ARARC), led by Malaysia;



F. Public health laboratories network under the purview of ASEAN Health Cluster 2 on Responding to All Hazards and Emerging Threats; and



G. Regional Public Health Laboratories Network (RPHL), led by Thailand through the Global Health Security Agenda platform



Vaccines & More

THE IMPACT OF COVID-19 ON THE SOUTHEAST ASIAN TOURISM INDUSTRY

IMPACT SUMMARY

Week ending Sunday 6th June 2021

COUNTRY	LOCKDOWN	INBOUND TRAVEL RESTRICTIONS	OUTBOUND TRAVEL RESTRICTIONS	CASES	DEATHS
Cambodia	Partial	Visa restrictions	Discouraged	34,244	263
Indonesia	Partial	Visa restrictions	Permitted	1,856,038	51,612
Laos	Partial	Flight restrictions	Discouraged	1,963	3
Malaysia	Lockdown	Visa restrictions	Restricted	616,815	3,378
Myanmar	Partial	Flight restrictions	Flight restrictions	144,253	3,223
Philippines	Partial	Visa restrictions	Permitted	1,269,478	21,898
Singapore	Partial	Visa restrictions	Restricted	62,176	33
Thailand	Partial	Quarantine	Flight restriction	177,467	1,236
Vietnam	Partial	Visa restrictions	Flight restriction	8,682	53

Data accurate as of 20:45 (UTC+8) on 6 June 2021

Partial lockdown = closure of schools or some non-essential services (e.g., entertainment), recommendation to work from home

Lockdown = closure of all non-essential businesses, restricted movement

COVID-19 case & death statistics from John Hopkins Coronavirus Resource Center

VACCINE SUMMARY

Week ending Sunday 6th June 2021

COUNTRY	TYPE OF VACCINE Secured or in Talks	DOSES SECURED	% OF POP COVERED	% FULLY VACCINATED	SOURCES
Cambodia	COVAX, China, India; Sputnik V, AstraZeneca	20.1 mil	61%	12.53%	1, 2, 3, 4, 5, 6, 7
Indonesia	AstraZeneca, Sinopharm, Sinovac, Merah Putih, Novavax, Sputnik V; Pfizer	~ 395 mil	~ 72%	4.07%	1, 2, 3, 4, 5, 6, 7, 8, 9, 10, 11, 12
Laos	COVAX, Sinopharm, Sputnik V	Not Available	20%	4.16%	1, 2
Malaysia	Pfizer, Sinovac, CamSinoBIO, AstraZeneca, COVAX, Sputnik V; Moderna, Johnson & Johnson	85 mil	133%	3.48%	1, 2, 3, 4, 5, 6, 7, 8, 9, 10, 11, 12, 13, 14
Myanmar	COVAX, Covishield, China	31.5 mil	29.14%	2.26%	1, 2, 3, 4, 5
Philippines	COVAX, AstraZeneca, Covovax, Sinovac, Moderna, Novavax, Johnson & Johnson Sputnik; Pfizer	~236.2 mil	109%	1.1%	1, 2, 3, 4, 5, 6, 7, 8, 9, 10, 11, 12, 13, 14
Singapore	Moderna, Pfizer, Sinovac, local	Not Available	100%	30.19%	1, 2
Thailand	AstraZeneca, Sinovac, local, Pfizer, Sputnik V, Sinopharm; Johnson & Johnson	69 mil	49.55%	1.59%	1, 2, 3, 4, 5, 6, 7, 8, 9, 10, 11, 12
Vietnam	AstraZeneca, COVAX, Sputnik V, Moderna, Pfizer, local	125 mil	64.8%	0.03%	1, 2, 3, 4, 5, 6, 7, 8

Data accurate as of 20:41 (UTC+8) on 5/6 June 2021. Sources: Various, Our World in Data

Pear Anderson

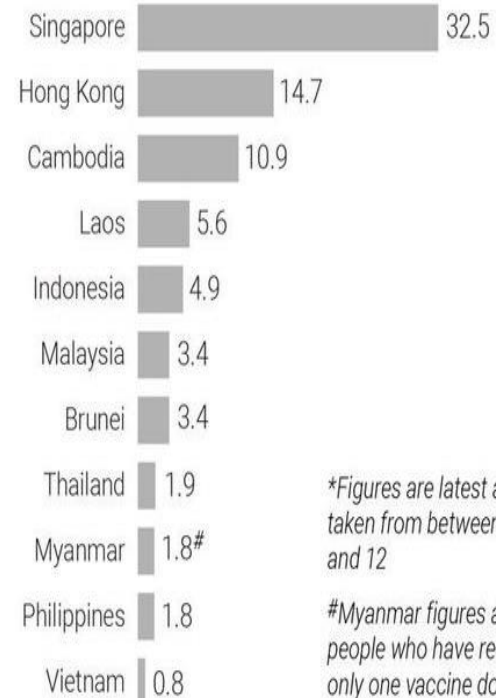
Sign up for weekly updates

6 June 2021 Update

<https://www.pearanderson.com/coronavirus/>

Vaccine hotshots and not shots

Percentage of people who have been vaccinated (received at least 1 dose + fully vaccinated)*



*Figures are latest available, taken from between May 10 and 12

#Myanmar figures are for people who have received only one vaccine dose

Sources: Our World in Data, Vietnam's Ministry of Health, Singapore's Ministry of Health, Hong Kong government

SCMP

ASEAN's response to COVID-19 virus (2)

COVID-19 STIMULUS PACKAGES IN ASEAN

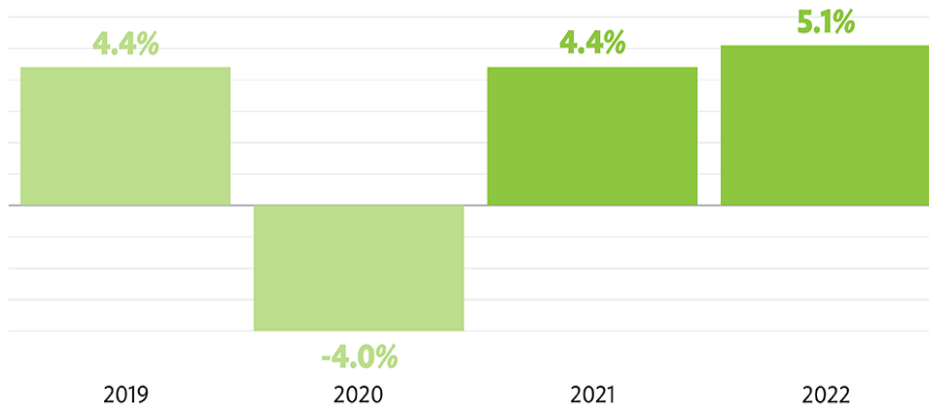


Country	Health	Infrastructure	Cash transfer	SME	Food aid	Tax break	Wage subsidies	Financing loans	Stimulus package budget
Indonesia	✓		✓	✓	✓	✓		✓	2.5% of GDP
Vietnam		✓	✓			✓			US\$3.76 billion
Myanmar	✓			✓		✓		✓	US\$70 million
Brunei			✓	✓				✓	6% of GDP
Philippines	✓		✓	✓					6% of GDP
Singapore			✓	✓		✓	✓	✓	12% of GDP
Thailand	✓	✓	✓	✓			✓	✓	10% of GDP
Cambodia	✓			✓		✓		✓	6% of GDP
Lao PDR	✓					✓			1% of GDP

(Post-) COVID-19: Reviving the Economy

- **Trade:** Thai exports grew 13% y-on-y in April, the largest gain in 36 months
- **GDP growth:** 2021 & beyond!


Southeast Asia
GDP growth forecast



Find out more in ADB's Asian Development Outlook 2021
www.adb.org/outlook

#ADO2021





SIGNS OF IMPROVEMENT

The Thai economy shrank by 2.6% year-on-year in this year's first quarter after a 4.2% contraction in the fourth quarter of last year boosted by stronger manufacturing, investment and exports.

Measurement	Existing Data			Projection for 2021	
	2018	2019	2020	Feb 15, 2021	May 17, 2021
GDP (at current prices: billion baht)	16,368.7	16,898.1	15,698.3	16,409.7	16,250.5
• GDP per capita (baht/year)	236,861.1	243,787.1	225,845.7	235,474.0	233,190.7
GDP (at current prices: US\$ billion)	506.4	544.3	501.6	547.0	541.7
• GDP per capita (US\$/ year)	7,328.3	7,852.2	7,216.6	7,849.1	7,773.0
GDP Growth (%)	4.2	2.3	-6.1	2.5-3.5	1.5-2.5
Investment (%)	3.8	2.0	-4.8	5.7	5.3
• Private (%)	4.1	2.7	-8.4	3.8	4.3
• Public (%)	2.8	0.1	5.7	10.7	9.3
Private consumption (%)	4.6	4.0	-1.0	2.0	1.6
Government consumption (%)	2.6	1.7	0.9	5.1	5.1
Export value of goods (US\$ bn)	251.1	242.7	226.7	239.9	250.1
• Growth rate (%)	7.5	-3.3	-6.6	5.8	10.3
Import value of goods (US\$ bn)	228.7	216.0	186.9	199.0	211.4
• Growth rate (%)	13.7	-5.6	-13.5	6.5	13.1
Trade balance (US\$ bn)	22.4	26.7	39.8	40.8	38.7
Current account balance (US\$ bn)	28.4	38.2	16.3	12.4	3.6
Current account to GDP (%)	5.6	7.0	3.3	2.3	0.7
Inflation (%), based on CPI	1.1	0.7	-0.8	1.0-2.0	1.0-2.0

Source: NESDC

BANGKOK POST GRAPHICS

Post-COVID-19: Re-opening Thailand

4 phases of Thailand's Reopening



Source: Tourism and Sports Min

PHUKET SANDBOX: WORKING TARGET FOR THE THIRD QUARTER

Month	Number of tourists		Estimated tourism receipts (baht)	
	Short-haul market*	Long-haul market**	Short-haul market	Long-haul market
July	6,000	23,700	284.4 million	2.597 billion
August	15,000	32,300	743.4 million	3.539 billion
September	23,000	29,000	1.151 billion	3.177 billion
Total	129,000		11.492 billion	

Note: *Short-haul market includes Singapore, Vietnam, Hong Kong, South Korea, Taiwan and Japan. (excluding China)

**Long-haul market including the UK, Germany, Russia, Israel, the Gulf Cooperation Council (GCC) countries, France, Nordic countries and the US.

Source: The Tourism Authority of Thailand (TAT).

BANGKOK POST GRAPHICS

Thailand back on track



- Resumes gateway/hub role in Greater Mekong Subregion (GMS)
- Further benefits from “China-plus-one” or **“instead-of-China”** policy